



**HEALTHY
NORTHEAST
OHIO**

Sharing Knowledge to Create Healthier Communities

healthyneo.org

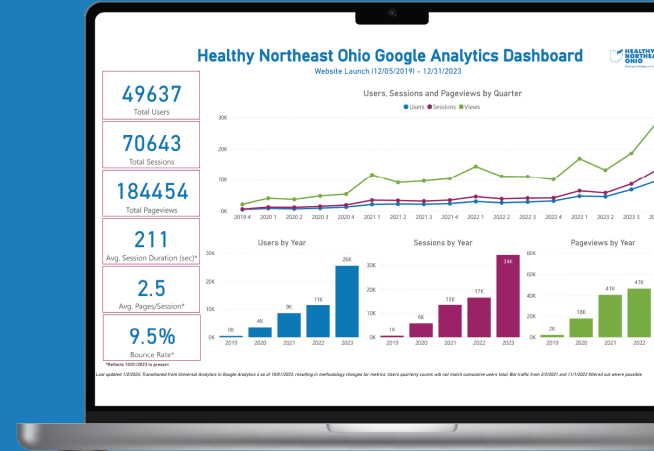


2023 ANNUAL REPORT



March 2024

Thank you to all the Healthy Northeast Ohio partners for supporting our efforts. We are pleased to use this annual report to highlight key successes observed by Healthy Northeast Ohio in 2023. We look forward to continued efforts to support community health improvement throughout 2024.



KEY ACCOMPLISHMENTS AT A GLANCE

Attendance at Presentations and Trainings

11 presentations and trainings hosted with **300 attendees**

Attendance at Regional Convenings

2 regional convenings hosted with **77 attendees**

Mailing List Size

667
As of 2023

2023 Site Users

26k

Cumulative Site Users

50k
*Total # of Site Users Since 2019

2023 Sessions

34k

Cumulative Sessions

71k
*Total # of Sessions Since 2019

- Top Visited Pages in 2023:**
1. Homepage
 2. Demographics Dashboard
 3. Cuyahoga County Page
 4. Search for Data & Curated Dashboards
 5. Indicator List by Location

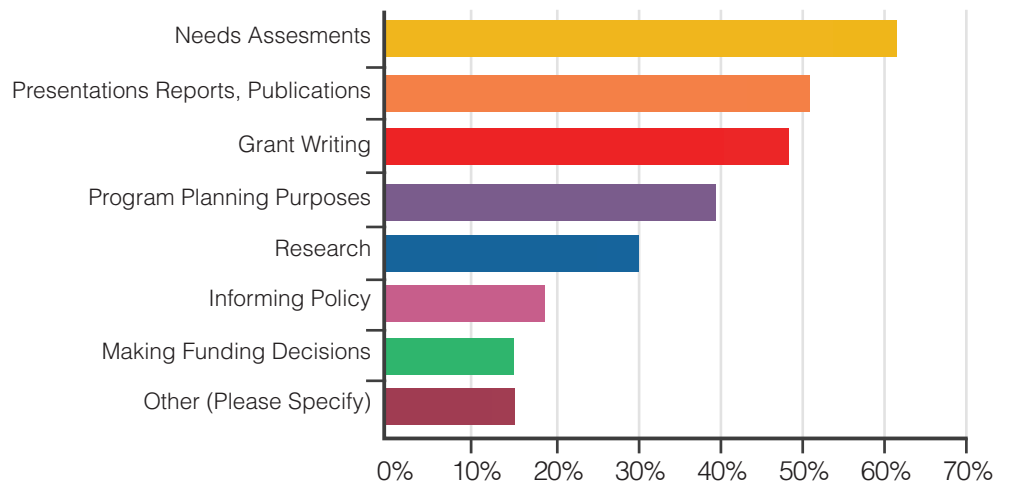


NATIONAL CONFERENCES & PRESENTATIONS

- National Association of County and City Health Officials (NACCHO360) Conference
- American Public Health Association (APHA) Annual Meeting
- Conduent Webinar: The Healthy Northeast Ohio Story - A Shared Platform for Healthier Communities.
- Healthy People 2030 Champion Learning Collaborative


SURVEY RESULTS

Among those who responded to Healthy NEO survey, **97% reported being satisfied or very satisfied with healthyneo.org**. In addition, those who responded to the survey reported using the site for the following purposes:

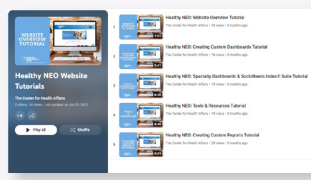


PRODUCTS


Website User Guide




Website Tutorial Videos



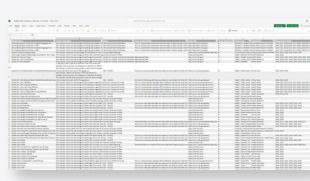
Success Stories



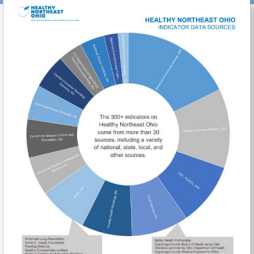
Utilizing Healthy Northeast Ohio for Grant Proposals



Indicators Overview

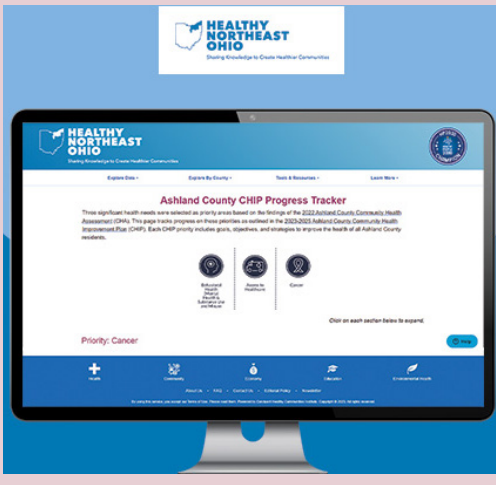


Indicator Data Sources



SITE ENHANCEMENTS

**ASHLAND COUNTY
CHIP PROGRESS
TRACKER**



NEW DATA DASHBOARDS



High School Youth Risk Behavior Survey (YRBS)

Healthy Aging Indicators Dashboard



4 NEW/UPDATED
DATA
INDICATORS

WEBINARS & REGIONAL CONVENINGS



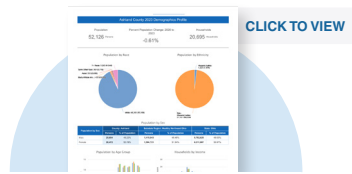
- Local Tobacco Prevention and Control Initiatives
- Utilizing Healthy Northeast Ohio for Grant Proposals
- Regional Convening- February 23, 2023
- Regional Convening- November 16, 2023

All webinars available @NEOhioHospitals on YouTube.com


**COUNTY UPDATES
ASHLAND COUNTY**

322
VISITS TO
COUNTY PAGE

266
COUNTY-LEVEL
INDICATORS
AVAILABLE



Demographic Profile

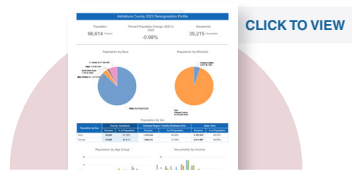


Data Scoring Tool Report


ASHTABULA COUNTY

296
VISITS TO
COUNTY PAGE

282
COUNTY-LEVEL
INDICATORS
AVAILABLE



Demographic Profile



Data Scoring Tool Report

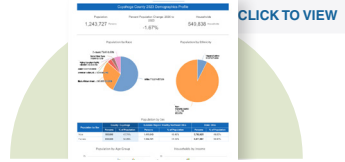
CUYAHOGA COUNTY

1,805


VISITS TO
COUNTY PAGE

315

COUNTY-LEVEL
INDICATORS
AVAILABLE



Demographic Profile



Data Scoring Tool Report

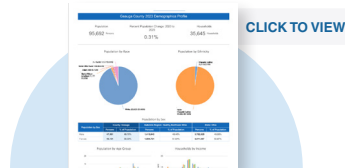
GEAUGA COUNTY

226


VISITS TO
COUNTY PAGE

281

COUNTY-LEVEL
INDICATORS
AVAILABLE



Demographic Profile



Data Scoring Tool Report

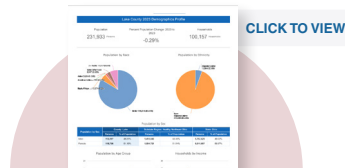
LAKE COUNTY

280


VISITS TO
COUNTY PAGE

283

COUNTY-LEVEL
INDICATORS
AVAILABLE



Demographic Profile



Data Scoring Tool Report

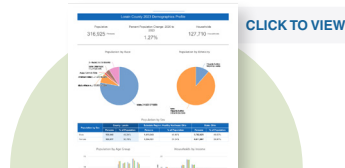
LORAIN COUNTY

305


VISITS TO
COUNTY PAGE

284

COUNTY-LEVEL
INDICATORS
AVAILABLE



Demographic Profile



Data Scoring Tool Report

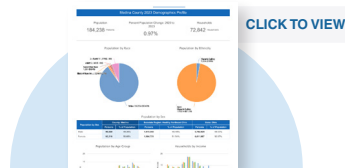
MEDINA COUNTY

198


VISITS TO
COUNTY PAGE

282

COUNTY-LEVEL
INDICATORS
AVAILABLE



Demographic Profile



Data Scoring Tool Report

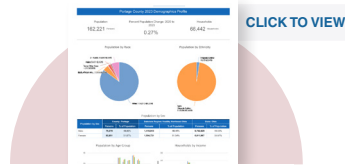
PORTAGE COUNTY

454


VISITS TO
COUNTY PAGE

282

COUNTY-LEVEL
INDICATORS
AVAILABLE



Demographic Profile

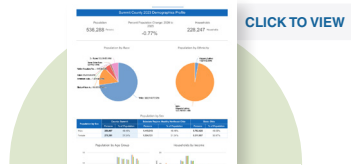


Data Scoring Tool Report


SUMMIT COUNTY

474
VISITS TO
COUNTY PAGE

285
COUNTY-LEVEL
INDICATORS
AVAILABLE



Demographic Profile



Data Scoring Tool Report

THANK YOU TO OUR SPONSORS!



ABOUT HEALTHY NORTHEAST OHIO

Healthy Northeast Ohio provides hospitals, public health departments, community-based organizations, philanthropic agencies and other stakeholders with data and resources to support regional and community health improvement activities and strengthen collaboration in the 9-county region. Healthy Northeast Ohio serves as a neutral repository of de-identified health information that facilitates a collective impact approach toward positive health outcomes. It allows for easy identification of top health needs and under-resourced populations, and comparisons by community and over time. Vetted and verified data comes from more than 30 sources.



Visit us at healthyneo.org

Questions?

Please **contact us** to learn more.